



Compacting

PCEL 320X - Plate Compactor	6
PCLX 320 - Lightweight Plate Compactor	7
PCX 20A - Specialist Asphalt Plate Compactor	8
PCX - Single Direction Plate Compactors	9
PCX 12/36 & 13/40 - Single Direction Plate Compactors	10
SF460 - Plate Compactor	11
RTX 50, 66, 68 & 74 - Rammers	12
RPC - Reversible Plate Compactors	13
BWR 650 - Twin Drum Walk Behind Roller	14
Compaction Accessories	15

Moving

Minidumper BMD	16
Minidumper BMD, Options and Accessories	17

Mixing

Minimix 150 - Tip Up Mixer	18
400 - Tow Mixer	19
Minimix 130 - Tip Up Mixer	20
Promix - Paddle Mixer	20
Belle Clean - Concrete dissolver	21

Concreting

Megavib - Hand Held Concrete Vibrators	22
BGA - Flexible Shaft Concrete Vibrators & Pump	23
Pro 900 - 1200 Trowels - Pro 600 Edging Trowel	24
Pro Trowels Accessories	25

Cutting

Compact X Floor Saw	26
Ranger 450 Floor saw	27
Minipave Block Splitter	28

Hydraulic

Hydraulic Power Packs & Breakers	29
Diamond Blades	30
Notes	31



Product Catalog

ALTRAD Belle:- a comprehensive product range.

ALTRAD Belle manufactures a complete range of light equipment for the Construction market:

Compacting: Forward and Reversible Plates, Rammers, Walk Behind Rollers.

Moving: Minidumper.

Mixing: Electric Stirrers, Portable, Compact Mixers and Tow Mixer.


Concreting: Concrete Vibrators, Trowels.

Cutting: Floor Saws, Block Splitter, Diamond Blades.

Hydraulic: Breakers, Hydraulic Packs.

Wheelbarrows: Home & Garden, Construction & Equine options.

Scaffolding: Multidirectional 'Contur', Staircases & Grandstands.



Our Product range is distributed exclusively worldwide by quality rental companies and retailers of Construction Equipment

All parts or machines supplied by ALTRAD Belle are covered by the ALTRAD Belle standard warranty policy.

Our main logistical center for products and parts is based in Greensboro, North Carolina, with offices in Roanoke, Virginia.



Sheen Factory (UK)

ALTRAD Belle Products are specially designed for the rental industry:

ALTRAD Belle designs all its machines taking into consideration the expectations of the customers, the specific needs of each market as well as the standards currently in force.



ALTRAD Belle has its own in-house R&D Center where products are developed and tested to meet customer's needs across each different market throughout the world.

ALTRAD Belle has extensive experience of designing and operating machinery worldwide and ensuring highest quality standard and conformity to health and safety requirements.

An optimized production: Altrad Belle's products are designed and manufactured using state of the art technology to achieve optimum performance for our customers.

Endurance tests:
Belle undertakes rigorous testing on all products to ensure continuous reliability during the products lifetime.



A performing Customer Service Department: ALTRAD Belle, ensures a **fast response** of the Parts and After Sales Service Organisation.



Quick Compaction 'Best Use' Guide

Product Group	Low Hand Arm Vibration	Granular Soils	Mixed Base	*Cohesive Clay	Asphalt	Block Paving
Key	LOW HAV	GS	MB	CC	A	BP
RTX Trench Rammers	RTX	RTX	RTX	RTX	Patch Work Only	
Forward Plate Compactors	PCEL 320X PCLX 320 PCX	SF460 PCLX 320 PCEL 320X PCX	SF460 PCLX 320 PCEL 320X PCX	SF460 PCLX 320 PCEL 320X PCX	PCX 20A PCLX 320 PCX	PCLX 320 PCX
Reversible Plate Compactors	RPC	RPC	RPC	RPC		
Double-Drum Rollers	BWR 650	BWR 650	BWR 650		BWR 650	

* Water content of the Cohesive Clay will determine when a product can be best used.



ALTRAD Belle's Light Weight, Single Direction, Vibration Plate is suitable for soil, gravel and paving blocks.

LOW
HAV


GS

BP

CC

FEATURES & BENEFITS

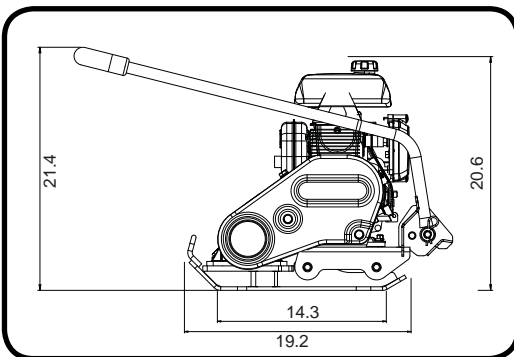
- Ultra compact design.
- Removable operating handle for easy storage, handle folds very low as diagram shows.
- Front and rear lift handles.
- 0.31 inch thick plate.
- Optional Paving Pad only.



POWERED by
HONDA



Model	Ref	Engine Type	Engine Power (Hp)	Plate Size W x L (in)	Static Pressure (PSI)	Centrifugal Force (lbf)	Travel Speed (ft/min)	Vibration (ft/sec ²)	Weight (lbs)
PCEL 320X	ELX3201	Honda GX100	3	12.6 x 14.3	0.6	2472	75	9.51	108
Accessories p.15									





PCLX forward plate compactor for repair work and maintenance.

A great all round performer suitable for a variety of applications. When good compaction from a robust, lightweight plate is required the PCLX is the perfect choice.

POWERED by HONDA

Shown with optional water tank



COMPACTING

FEATURES & BENEFITS

- Comfort handles help to reduce operator fatigue.
- Low hand-arm vibration levels.
- 12.6 inch base width.
- Complete with lifting eye.
- Optional large capacity (2.8 gal.), "Quick Release" water tank and paving pad.
- High quality vibrator gives reliability and performance
- Manual handling points for an easy 2 man lift.



Model	Ref	Engine Type	Engine Power (Hp)	Plate Size W x L (in)	Static Pressure (PSI)	Centrifugal Force (lbf)	Travel Speed (ft/min)	Vibration (ft/sec ²)	Weight (lbs)
PCLX 320, Gas without Water Kit	LC3222	Honda GX100	3	12.6 x 23.3	0.52	2922	52	7.94	130

Accessories p.16

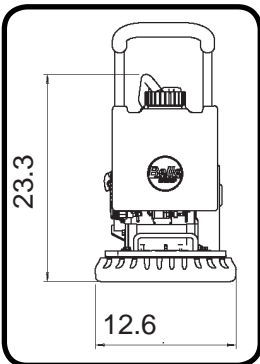


Illustration shows machine with optional water tank

COMPACTING



Special Delta Plate designed with flexibility and versatility for compacting asphalt

ALTRAD Belle PCX 20a is specially designed forward plate to compact asphalt with a focus on versatility. These plates are often used for repair work as a complement to larger asphalt machines and can also be used to prepare sub-base. Delivered complete with water tank and wheel kit.




POWERED by **HONDA**



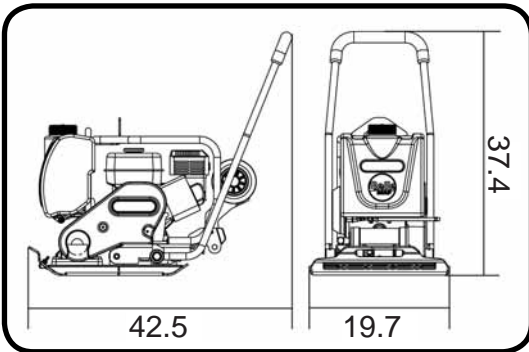
FEATURES & BENEFITS

- Comfort handles help to reduce operator fatigue.
- Extremely accurate with a small turning radius on asphalt.
- Specially engineered "Delta" base plate for high performance.
- Large capacity (2.8 gal.) quick release water tank.
- Strong protective frame as standard.
- Wheel kit and water kit included as standard.
- Low mounted wide spray ramp permitting water flow to reach the back of the plate.



Model	Ref	Engine Type	Engine Power (Hp)	Plate Size W x L (in)	Static Pressure (PSI)	Centrifugal Force (lbf)	Travel Speed (ft/min)	Vibration (ft/sec ²)	Weight (lbs)
PCX 20A	PCD10	Honda GX120	4	19.7 x 22.8	0.6	2550	91	8.2	165

Box Dimensions WxLxH - 20" x 31" x 22" * Weight includes water kit and transporter





Two models of forward combination plates, excellent for soil, asphalt and block paving.

Plates with unique safety features, performance and stylish looks. High priority has been given to Health and Safety with ultra low hand arm vibration to the operator. A true all-round plate.

POWERED by HONDA

COMPACTING

FEATURES & BENEFITS

- Faster travel speed - for improved productivity.
- Low hand-arm vibration - for operator health and safety.
- Engine protection frame - also provides a lifting point.
- Handle folds flat - compact size for transport and storage.
- Optimum vibration up to 3710 lb force at 100Hz
- Cast base plate with rounded edges and integrated spray bar.
- Optional paving pad, 3.2 gallon watertank and wheel kit available.

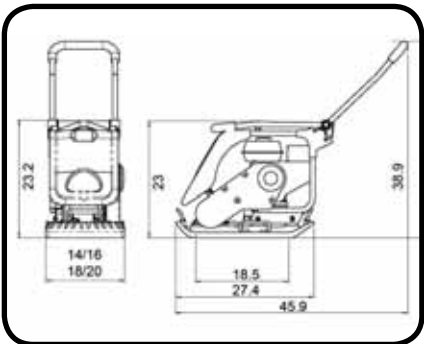


Shown with optional water tank



Model	Ref	Engine Type	Engine Power (Hp)	Plate Size W x L (in)	Static Pressure (PSI)	Centrifugal Force (lbf)	Travel Speed (ft/min)	Vibration (ft/sec ²)	Weight (lbs)
PCX 450A without Water Kit	PC4513E	Honda GX160	5.5	18 x 28	0.52	3710	75	8.04	207
PCX 500A without Water Kit	PC5000E	Honda GX160	5.5	20 x 28	0.49	3710	69	7.38	220

Accessories p.16





Heavyweight Plate Compactors

A heavyweight professional compaction plate with low HAV and very high performance compaction. Designed with a shorter baseplate to offer IMPROVED compaction, manoeuvrability and finish. Excellent for soil and asphalt.



FEATURES & BENEFITS

- Reinforced centrifugal clutch ensures longer belt life, and simplified belt adjustment.
- Life lubricated vibration bearings.
- Lifting points and front lift cage offer easier loading and unloading for operator convenience
- Optional 2.6 gallon capacity water tank & Paving Pad available.
- Angled holes on spray bar allow complete water coverage over the full width preventing any asphalt pick-up on plate bottom.
- The spraybar is fully protected from damage, easily positioned, with integral paving pad clamp points.
- Foldable mounted operator handle offers superior manoeuvrability and can be lowered to work under obstacles and close to form work.

Model	Ref	Engine Type	Engine Power (Hp)	Plate Size W x L (in)	Static Pressure (PSI)	Centrifugal Force (lbf)	Travel Speed (ft/min)	Vibration (ft/sec ²)	Weight (lbs)
PCX 12/36 without Water Kit	FC3600E	Honda GX120	4	14 x 24	0.83	2754	65.6	15.6	179
PCX 13/40 without Water Kit	FC4000E	Honda GX120	4	16 x 24	0.74	2923	65.6	10.5	184

Accessories p.16





Forward Plate Compactor for dirt and gravel application

On soil and difficult ground conditions the SF 460 makes good progress when other machines can get stuck.

A well proven design that has been engineered to give many years service in harsh conditions.

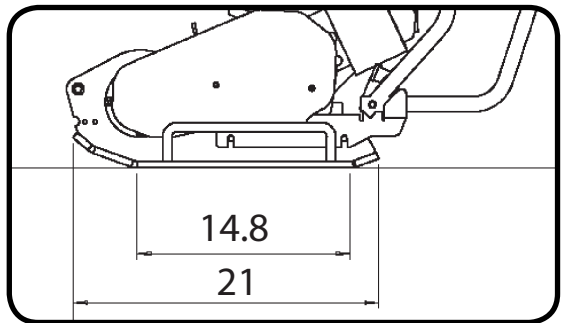
COMPACTING

FEATURES & BENEFITS

- High centrifugal force for powerful performance
- 90hz Low frequency:- high amplitude fast travel speeds better soil compaction
- Extra thick durable base plate.
- Strong aluminum belt guard.
- Low maintenance vibrator.
- Handle folds over engine for storage and transportation.
- No Options Available.



Model	Ref	Engine Type	Engine Power (Hp)	Plate Size W x L (in)	Centrifugal Force (lbf)	Frequency (Hz)	Travel Speed (ft/min)	Vibration (ft/sec ²)	Weight (lbs)
SF460	164.9.000	Honda GX160 Gas	5.5	18.1 x 21	4046	90	79	8.2	176





4 Stroke Rammers

A Brand New range of 4 machines designed for performance and durability that a contractor expects with the added benefit of a four stroke gas engine. Tried and tested in the harshest working environments these rammers are built to perform. From the popular sized RTX 68 to the lighter RTX 50 with a narrower frame and handle for work in confined trenches. All models have transport roller and auxiliary lifting handle.

COMPACTING

FEATURES & BENEFITS

- Extra power for use on cohesive materials & gradients.
- Extra strong, durable design.
- Low Hand-Arm Vibration.
- Triple-Filtration Air Cleaner System.
- Swing-Out engine protection for easy access to maintenance points (RTX 68)
- Carburetor Primer Bulb for easy start in any conditions (RTX 68).
- Low oil level shut down on GX100. (RTX 50 & 68).
- Low-maintenance leg with Oil Level Sight Glass.
- Lower Grab Handle and Front Roller for easy transportation.
- Wheel Kit option available.



Model	Ref	Engine Power (Hp)	Blows / Minute (bpm)	Vibration Frequency (Hz)	Travel Speed (ft/min)	Impact Force (lbf)	Foot W x L (in)	Foot Type	Dimensions W x L x H (in)	Weight (lbs)
RTX 50 GX100	RTX50H230EPA	3	450 - 660	11	61	2810	10 x 13	Plastic	13.5 x 26 x 38	127
RTX 66 GX120	RTX66H280EPA	4	450 - 600	10	53	4181	11 x 13	Plastic	17 x 27.5 x 43	201
RTX 68 GX100	RTX68H280EPA	3	450 - 600	11	53	3597	11 x 13	Plastic	13.5 x 27.5 x 41	154
RTX 74 GX120	RTX74H280EPA	4	450 - 600	10	53	4181	11 x 13	Plastic	17 x 27.5 x 43	201
Box Dimensions WxLxH - RTX 50 = 14.5 x 39 x 27.5		RTX 66 = 17.5 x 42.5 x 27.5		RTX 68 = 14.5 x 43.5 x 28.5		RTX 74 = 17.5 x 42.5 x 27.5				



Triple Filter Air Cleaner



Duel Fuel Filtration system



Low-maintenance leg with Oil Level Sight Glass



Reversible Plate Compactors

Heavy duty plate compactors with hydraulic shift gearboxes for forward, reverse or on the spot compaction. To supply the perfect plate for any application the range includes 350 to 1148 lb weight machines.



COMPACTING

FEATURES & BENEFITS

- Excellent ergonomics - minimum operator fatigue.
- High productivity with optimised vibration.
- Reliable in difficult conditions.
- Design features to minimize maintenance.
- Easy fleet maintenance with many standard components.
- Central point lifting position.

RPC 30/40 & 30/50 - Honda powered compact machines with reliable high performance.

- Two sizes of base plate 16 or 20" width to suit application.

RPC 45/60 - A larger machine giving higher productivity powered by a 9hp Honda.

- 24 inch with extension plates (included) or 18 inch wide when removed.

RPC 60/80 - Maximum output ideal for biggest projects.

- 28 inch with extension plates (included) 22 inch wide if removed.
- Hatz Diesel electric start as standard.
- Optional (2 x 5 inch) extension plates giving 32 inches or 22 inches when removed.

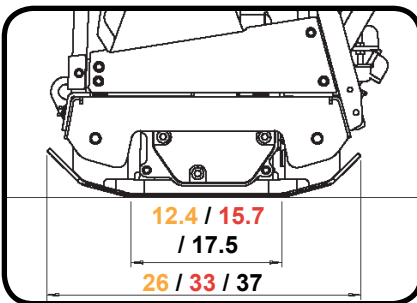


POWERED by **HONDA**



Model	Ref	Engine Type	Engine Power (Hp)	Plate Size W x L (in)	Centrifugal Force (lbf)	Travel Speed (ft/min)	Frequency (Hz)	Class (lbs)	Weight (lbs)
RPC 30/40*	161.9.001	Honda GX160	5.5	16 x 26	6748	41	90	350	349
RPC 30/50*	161.9.067	Honda GX160	5.5	20 x 26	6748	45	90	410	410
RPC 45/60*	161.9.005	Honda GX270	9	24 x 33**	10116	50.2	70	680	683
RPC 60/80 E-Start	161.9.065	Hatz 1D81Z	15	28 x 37**	13527	66.6	70	1150	1148

Accessories p.15 *Optional Hatz Diesel on request **With maximum extension side plates



RPC-30
RPC-45
RPC-60

Optional Wheel Kit





Walk behind duplex rollers for soil and asphalt

Strong and robust design, yet compact in size combined with utmost reliability for the most difficult site conditions



FEATURES & BENEFITS

- Kubota EA300 - BWR 650 Diesel Water Cooled Electric start - Reliable, Easy start.
- Low noise emission.
- High compaction force 3596lbf /drum
- Water tank capacity 9.25 gal.
- Extra heavy duty design for tough conditions, good belt protection.
- Easy access for maintenance, lifting eye, parking brake, fold down handle.
- Heavy duty protection frame and adjustable handles.
- Drum diameter 16 inch drum width 25.5 inch.
- Minimum overhang for close-to-wall applications.



Model	Ref	Engine Power (Hp)	Frequency (Hz / vpm)	Travel Speed (mph)	Force (lbf)	Dimensions W x L x H (in)	Weight (lbs)
BWR 650 Roller Electric Start	DR03	EA300 Roller 6.5 Diesel	55 / 3300	>2.24	3596	28 x 46 x 95	1485



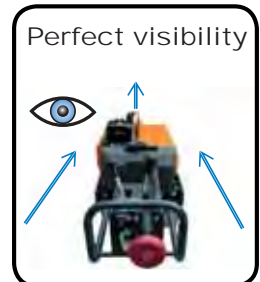
Clear profile for close working




Hand Operated 'Parking Brake'



Ergonomic handle and stop button



**PCELX 320**


OPP/63/DIO Paving Pad

**PCLX 320**

OPP/01/DIO Paving Pad

OPP/51S/DIO Kit Water Spray

OPP/60/DIO Wheel Kit

(OPP/60/DIO, compatible with models serial no: 050570 and beyond only)**PCX 450 - 500**

OPP/30/DIO Paving Pad (PCX 450 (18"))

OPP/32/DIO Paving Pad (PCX 500 (20"))

OPP/48S/DIO Kit Water Spray (PCX 450)

OPP/49S/DIO Kit Water Spray (PCX 500)

OPP/50/DIO Detachable wheels cast bases

**PCX 12/36 - 13/40**

OPP/65/DIO Paving Pad (PCX 12/36 (14"))

OPP/66/DIO Paving Pad (PCX 13/40 (16"))

OPP/70S/DIO Kit Water Spray (PCX 12/36)

OPP/71S/DIO Kit Water Spray (PCX 13/40)

OPP/74/DIO Wheel Kit (PCX 12/36 - 13/40)

**RPC 30kN / 60kN**

OPP/18/DIO Wheel Kit (RPC30 kN)

OPP/41/DIO 2 x 5in Extension Plates (RPC60 kN)

**RTX 50/66/68/74**

OPRA/03/DIO Hour Clock

OPRA/05/DIO Extension Foot - 4" Wide

OPRA/06/DIO Extension Foot - 6.5" Wide





Pedestrian, motorised, 4- wheel drive mini dumper.

The BMD motorized pedestrian, heavy duty 4-wheel drive Minidumper is designed for loading and transporting with speed, greater flexibility and maneuverability. It can accommodate all kind of loads, on any terrain, for various applications in construction as well as in landscaping and agricultural work.

POWERED by HONDA



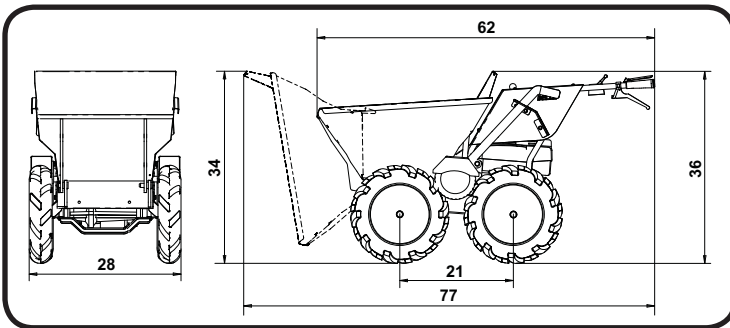
FEATURES & BENEFITS

- Equipped with parking disc brake.
- 4 wheel drive mode and retractable center wheel for service.
- Ergonomic and in combination with speed and large productivity, the product can allow a multitude of applications.
- Quick changeover to flatbed mode.
- Gearbox with 4 forward gears and one reverse gear.
- 4 x Multipurpose same diameter tires can be rotated.
- Faster, more flexible than a track driven dumper.
- User and service friendly maximise operator productivity.
- Ideal for small spaces, its dimensions allow passage through doorways and confined spaces.
- Engine positioned to allow easy access and service.
- Strong heavy duty design and tipping mechanism, the BMD can easily handle loads of up to 661 lb with ease of controls.
- Climbing ability of up to 38° inclines.
- Center wheel engaging 4 wheel drive when loaded on rough terrain
- The lower position of the skip permits fast tipping with no strain or operator fatigue.
- Perfectly balanced even when working with full load.
- All 4 wheels are identical and easy to replace or rotate.

MOVING

Model	Ref	Motor Power (Hp)	Travel Speed max. (mph)	Capacity (cubic ft)	Capacity (lbs)	Dimensions W x L x H (in)	Weight (lbs)
BMD 300 Multipurpose Tires	BMD01	Honda Gas GXV160 - 5.5	3.72	4.7	661	28* x 62 x 36	341

Options p.20 * Width with Floatation Wheels is 39 inches



MINIDUMPER BMD

OPD/01/DIO Flatbed

OPD/05/DIO Floation Wheels

OPD/07/DIO Towing Ball Hitch - *Requires 2" receiving ball assembly.*

OPD/10/DIO Snow Plough.

All these can be fitted on the standard BMD afterwards.

**FLATBED**

For brick blocks and cement bags - 334lb

**FLOTATION WHEELS**

For soft surface applications - 350lb

SNOW PLOUGH

Ideal for Pathways

**TOWING BALL HITCH**

Capable of towing large trailers.

Receiver will accept most 2inch ball mounts. (Ball Mount not included)



A range of mixers for the professional, rental and home owners.

Built for rugged durability, these are quality, portable, mixers which mix mortar as well as concrete. Each machine comes with its own stand to increase its productivity. The number one choice for mixers worldwide.

FEATURES & BENEFITS

- Light and highly portable the Mini mixer mixes a full wheel barrow load.
- Unique double insulated electric motor with thermal overload protection.
- Full UL/CUL approval.
- Will mix 280lbs mortar or concrete.
- Supplied complete with stand.
- Patented design.
- Used with the stand allows barrow height mixing & tipping.
- Honda gas option available.
- Variable throttle on Honda GX120 variant for optimum mixing.

Shown with
Poly Drum



MIXING

Model	Ref	Max Motor Power (Hp)	Drum Volume (cu. ft.)	Mixed Capacity (cu. ft.)	Dimensions W x L x H (in)	Weight (lbs)
Minimix 150 Elec. 115v - 60Hz (Steel Drum)	M22B	0.75	4.75	3	24 x 29 x 36	*142
Minimix 150 Gas Honda GX120 (Steel Drum)	M55B	4	4.75	3	24 x 35 x 48	*155
Minimix 150 Elec. 115v - 60Hz (Poly Drum)	M62B	0.75	4.75	3	24 x 29 x 36	*139
Minimix 150 Gas Honda GX120 (Poly Drum)	M63B	4	4.75	3	24 x 35 x 48	*152
Box Dimensions WxLxH - Gas 36x24x38in. Elec 36x24x29in.		Units per Pallet = 4 Gas - 6 Elec		* Includes Stand Weight (21 lbs)		





Towable Site Mixers

A range of road towable site mixers built for high performance and portability. Ideal for mixing concrete and mortar.

The road towable mixer features the latest approved towing system with optional tails lights.

POWERED by
HONDA

FEATURES & BENEFITS

- Large mixed capacity drum 13 cu ft./9 cu ft.
- Heavy duty construction.
- Adjustable extending feet on each corner to help compensate for uneven ground.
- Foot operated drum tipping wheel.
- Pneumatic Tires 145/70R13.
- Individual Wheel Suspension.
- Choice of Honda Engines (GX160 or GX240)
- Tow coupler 2 inch ball size.
- Twin pallet sockets to allow forklift access.



OPTIONS

- Rear road light display with standard 4 pin plug.

Model	Ref	Max Motor Power (Hp)	Drum Volume (cu. ft.)	Mixed Capacity (cu. ft.)	Dimensions W x L x H (in)	Weight (lbs)
400 Towing Mixer - No Engine	M400	-	13	9	77 x 62 x 62*	530
400 Towing Mixer - Honda GX160	M455H	5.5	13	9	77 x 62 x 62*	570
400 Towing Mixer - Honda GX240	M408H	8.0	13	9	77 x 62 x 62*	580

24 Units fits a 40FCL High Cube Container *Length with Towbar fitted and Outriggers extended = 79Inches





Home Owners

A concrete and mortar mixer for light professional and home owners use. Designed to give reliable service with low maintenance requirements. The compact storage size makes the Minimix 130 a convenient product for home owners users.



FEATURES & BENEFITS

- Light and effective the Minimix 130 mixes a full barrow load
- Compact enough to be transported even by car
- Supplied complete with stand
- Direct drive for increased reliability - Patented design
- Full thermal overload protection
- UL/CUL approved

POWERED by
HONDA

Model	Ref	Max Motor Power (Hp)	Drum Volume (cu. ft.)	Mixed Capacity (cu. ft.)	Dimensions W x L x H (in)	Weight without stand (lbs)
Minimix 130 - 115v 60Hz	ME17	0.75	4.75	3	23 x 35 x 45	75*
Box Dimensions WxLxH - 24x24x27in. Units per Pallet = 12 *Stand Weight 16.5 lbs						

PROMIX

ALTRAD BELLE



Electric stirrers with variable speed

Hand held paddle mixer, suitable for high viscosity materials like plaster, cement, mortar, tile adhesives and render. With a 2 speed gearbox, variable speed control and On/Off Switch built into ergonomic handle, you can be sure of getting the perfect mix. Comes complete with a 5 1/2" diameter paddle



FEATURES & BENEFITS

- Variable Speed Control: **1st Gear** = 76-262rpm, **2nd Gear** = 218-578rpm
- Incorporates Fail-Safe Trigger Lock.
- Heavy duty motor and long life gearbox.
- High Power & Torque.
- Paddle included with drive motor
- Slow Start, Low Splash.
- Easy Maintenance procedure.
- Easy to change tools.

Model	Ref	Motor Power (Hp)	Mixing Volume (cu. ft.)	RPM Low Gear	RPM High Gear	Paddle Fitting	Max. Paddle Diameter (inch)	Height with Paddle (inch)	Weight no Paddle (lb)	Weight (lb)
1200E Promix Paddle Mixer	PROM11	1.6	30	76-262	218-578	M14 x 2	5.5	34	12	75*
Option 949/99584 Additional Paddle 5.51 inch diameter (as shown)										



Concrete Dissolver

BELLE-CLEAN is an acid alternative with no odours or fumes. It attacks the Portland in cement, completely dissolving the hardened cement to a mushy substance that is completely rinseable with cold water.

BELLE-CLEAN can be used to remove dry and cured cement, concrete, mortar, grout or render off any surface.

For use on : Mixers, Trowels, Screeds, Pokers, Floats, Cement trucks, Block splitters, Saws, Patios, Wooden decks, Vehicles and much more...

FEATURES & BENEFITS

- No Phosphoric Acid.
- No Hydrochloric Acid.
- Non Corrosive.
- Non Hazardous to Equipment.
- Non Fuming.
- Non toxic to inhale.
- Environmental friendly : 100% Biodegradable.
- Ready to use:- does not need to be mixed before use.



MIXING

Model	Ref
22 oz Spray Bottle	CD00650
15 x 22 oz Spray Bottles	CD15650
5 Gallon Drum	CD19000





Portable electric concrete vibrator

A **high frequency** hand held concrete vibrator system comprising interchangeable drives, flexible shafts and concrete vibrator heads.

Giving portable performance, ideal for smaller volumes of concrete.

FEATURES & BENEFITS

- **Flexible Shaft:-**
Reinforced hose ends
- **Electric Drive Unit:-**
Lightweight power and Double insulated



Model	Ref	Length (ft)	Vibration Amplitude (inch)	Action Diameter (inch)	Force Output (lbf)	Speed Rotation (VPM)	Weight (lb)
1 1/2 inch, 1 7/8 inch or 2 1/4 inch Megavib+ complete = Drive Unit + Flexible Shaft + Concrete Vibrator Head							
1 inch Megavib+ complete = Drive Unit + Shaft/Head Assembly							
Electric Drive Unit		Power					
Megavib+	244/01300	115v - 1.6kW					
Flexible Shaft							
Flexible Shaft	244/00400	6.5	for 1 1/2 inch, 1 7/8 inch & 2 1/4 inch concrete vibrator heads			9	
Flexible Shaft	244/00500	10	for 1 1/2 inch, 1 7/8 inch & 2 1/4 inch concrete vibrator heads			11	
Flexible Shaft	244/00600	13	for 1 1/2 inch, 1 7/8 inch & 2 1/4 inch concrete vibrator heads			13	
Concrete Vibrator Head							
Head 1 1/2 inch	244/00700	0.98	0.05	11.3	393	12000	4.2
Head 1 7/8 inch	244/00800	1.08	0.07	15.7	1180	12000	8
Head 2 1/4 inch	244/00900	0.98	0.07	18	1663	12000	9
Shaft/Head Assembly (combined one piece 1" head only)							
Shaft/Head 1 inch	244/01000	6.5	0.04	8	204	12000	12.3
Shaft/Head 1 inch	244/01100	9.8	0.04	8	204	12000	14.5
Shaft/Head 1 inch	244/01200	13.1	0.04	8	204	12000	16.7

CONCRETING



ALTRAD Belle 'quick connect' shaft coupling





Mechanical Concrete Vibrator

Flexible shaft concrete Vibrators for high vibration power in concrete and designed to meet the toughest site conditions.

Available with a wide range of head diameters from 1" to 2 1/4".



Honda Power Unit & BGA Pump

POWERED by **HONDA**

BGA Poker Range

FEATURES & BENEFITS

BGA Pokers & Drive Unit

- Single-piece rotating pendulum vibrator, generating 12000 rpm.
- Designed to the highest quality standard for long and trouble free working life.
- Over 16 ft of flexible shaft made of special spun steel and steel coil casing hose reinforcement.
- Honda Gas power units with compact protective steel frame, easy to move on sites.
- Delivered with a universal two-dog drive coupling (compatible with Dynapac and Wacker)
- No special maintenance needed.

BGA 16.5ft Pump

- A heavy-duty, durable pump designed to work in tough site conditions.
- Capable of pumping dirty water even when containing small solids.
- Provides the ability to lift high heads of water at excellent flow rates.

Model	Ref	Head Diameter (inch - mm)	Head Length (inch)	Shaft Length (ft)	Frequency (Hz)	Amplitude (inch)	Weight (lbs)
BGA 25 Flexible Shaft Vibrator	165.9.000	1 - 25	11.5	16	187	0.03	21
BGA 35 Flexible Shaft Vibrator	165.9.001	1 3/8 - 35	13	16	187	0.04	26
BGA 45 Flexible Shaft Vibrator	165.9.002	1 3/4 - 45	14.75	16	187	0.04	35
BGA 55 Flexible Shaft Vibrator	165.9.003	2 3/16 - 55	15.25	16	187	0.04	37
BGA 68 Flexible Shaft Vibrator	165.9.004	2 11/16 - 65	16.25	16	187	0.039	46

Model	Ref	Motor Power (Hp)	Engine Speed (rpm)	Dimensions W x L x H (in)	Weight (lbs)
Power Unit Honda GX160 Gas	165.9.038	5.5	2800	16.5 x 20 x 17.5	57

Model	Ref	Max. Flow Rate (gals/min)	Speed Ratings (rpm)	Shaft Length (ft)	Outlet Size (in)	Pump Weight (lbs)	Total Weight (lbs)
*BGA Pump - 16.5ft	165.9.047K	1.5	2800	16.5	3	13.2	48.5

*BGA Pump Kit includes:- Submersible Pump, Coupling, 16.5ft Hose and Clips.



24, 36 and 46 inch Power Trowels

Designed to provide contractors with the features and performance they need. These machines are used for long periods so the Pro Trowel gives improved operator comfort and easy control. Smooth running helps achieve a high quality finish.

POWERED by HONDA



PRO 600X - 24" Ideal for small areas, up to walls and through doorways. Comes complete with pan, folding handle and screwpitch.

FEATURES & BENEFITS

- Designed for continuous use on large floors.
- Chrome finish.
- Advanced drive belt gives constant power.
- Heavy duty gearbox.
- Accurate screw adjusted pitch control.
- Engine cut out switch.
- Complete with a set of combination blades for immediate on site working. (Finish blades and pan on PRO 600)
- Central lift point.



CONCRETING

Model	Ref	Power (Hp)	Trowelling Diameter (inch)	Trowelling Speed (rpm)	Dimensions W x L x H (in)	Weight (lbs)
Pro 600X Honda	MT01	4.0	24	50 - 115	24 x 36.5 x 59	116
Pro 900 Honda	PT977	5.5	36	65 - 131	39 x 40 x 83	220
Pro 1200 Honda	PT1277	11.0	46	65 - 131	47 x 40 x 87	275

**Finish**

High Quality Blades and Discs to give the best performance from your Pro Trowel.

ADVANTAGES

- Quality expendable blades, pans and discs.
- Competitive prices
- Accurate fit and genuine parts.

**Combination**

24 inch Trowel Blades and Discs

945/99518 24" Finish Blade
140-60-927 24" Float Pan

**PRO 600 Finish**

36 inch Trowel Blades and Discs

TB14F-B 36" Finish Blade
TB14C-B 36" Combination Blade
TB14FL 36" Float Blade

**Float Disc / Pan**

46 inch Trowel Blades and Discs

TB18F-B 46" Finish Blade
TB18C-B 46" Combination Blade
TB18FL 46" Float Blade
WX Blade Bolt Kit
(pack of 8 blade bolts) (not 24")



Floor Saw

A high specification floorsaw with industry's lowest low Hand Arm Vibration levels. Features an engine protection frame to protect the saw in the worst of conditions. Simple to operate and safe to use - the ideal contractors' saw.

POWERED by
HONDA




FEATURES & BENEFITS

- Very low Hand Arm Vibration levels for the longest safe usage times.
- Easily transported (fits into the back of a small van).
- Specially moulded 6.6 gal detachable water tank.
- Foot operated depth adjustment for speed, simplicity and safety.
- Robust construction to survive the heaviest contract work.
- Heavy-duty, easily accessible Blade Guard
- Foot Operated depth control
- Quick connection water tank system
- Adjustable handle height.
- Effective dust suppression.

Model	Ref	Power (Hp)	Blade Size (inch)	Max Depth of Cut (inch)	Dimensions W x L x H (in)	Weight (lbs)
Compact X Floor Saw Gas GX390 Honda	CSXA01	13	14 x 1	5	20 x 43 x 33	211
See the Diamond Blade page to select a blade for your application.						

CUTTING





Contractors and Rental's Floor Saw Professional floor saw

High capacity saw, heavy duty steel chassis, this rugged machine meets demands of tough materials and applications for long and trouble free operations.

The ranger 450 is a very productive saw for all floor and road applications in concrete and asphalt. Accurate control and good stability ensures smooth cutting and reduces blade wear. An ideal machine for rental and endurance.

FEATURES & BENEFITS

- Accurate easy moving 'Hand Wheel' depth adjustment.
- Engine positioned on flexible angle mounts helps minimise vibration on blade for easier operation.
- Corrosion resistant water tank 13 gal. with pre equipped strainer.
- Easy to operate and accelerate-efficient weight distribution.
- Central lift points and handles fitted as standard.
- Cutting depth gauge with indicator for both 16 in. & 18 in. blades and cut-pointer guide fitted as standard.



Model	Ref	Power (Hp)	Blade Size (inch)	Max Depth of Cut (Inch)	Dimensions W x L x H (in)	Weight (lbs)
Ranger 450 Floor Saw Honda GX390	RAN01	13	16 x 1 18 x 1	4.72 6.3	25.5 x 36 x 49 25.5 x 36 x 49	278 278





Block Paving splitter

The first block splitter designed specifically for block paving.

The Minipave is the smallest and lightest machine available for cutting standard blocks.

The Minipave is ideal for commercial and domestic landscaping projects where portability makes the operator's job quicker and easier.

Complementing diamond blade / Abrasive cutting

FEATURES & BENEFITS

Minipave

- Safe and simple operation - makes beginners into experts.
- Works at floor level - faster working, you don't have to get up to cut.
- Straight and accurate cutting - less wastage.
- Four edge blade - increased expendable life.
- Composite bearings - maintenance free operation.
- Compact size - helps transportation and storage.
- Lightweight - easy to handle.
- Heavy duty - for the reliable service you expect from ALTRAD Belle.
- Effective dust suppression.



Model	Ref
Minipave Block Splitter	155.9.000
Minipave Blade (2 required per machine)	180.99514
Block Lifter	MBS09

Block Lifter

- Lifts a block out after using the Gap Wedge
- Adjustable from 3.5 - 9.4 inch



Cut Force (with 45lb applied)	7100lbf
Blade Type	2 off 1/4 inch square section - 10 inch long
Cam Movement	Block Clearance 0.118 inch - Cutting 0.079 inch
Adjustment Screws	Fast acting trapezoidal - Movement 1.57 inch
Block Depth	Min. 2 inch up to max 3.2in
Max Cut Length	10 inch
Weight	42 lb
Dimensions WxLxH	5.5 x 30 x 9.6 inch



Hydraulic Power Packs - The economic 'on-site' power solution. Hydraulic power is 3 times more efficient than typical pneumatic systems. The standard features of this very compact range ensure reliability, ease of operation and a long service life.

Hydraulic BHB Breakers - Sturdy and reliable, available in two different sizes with varying impact energies and commonly used tool sizes. Designed for various jobs from light brickwork and asphalt jobs to heavy duty jobs in reinforced concrete. The BHB Range are delivered with 1/2" tail-hoses with 1/2" Flat-Face quick-release couplings for easy connection to the ALTRAD Belle Hyd. Packs.

POWER PACKS

- Extremely portable - even the largest pack can be easily transported.
- Power on demand - engine idles until power is required.
- Low hydraulic oil cut out - stops expensive damage to tools and pump.
- Hydraulic oil level
- Rugged stainless steel frame construction.
- All power packs are fitted with wheels as standard.
- Supplied complete with 22ft siamese hose and non-drip flat face couplings.



BHB BREAKER

- **BHB23** Hydraulic Breaker 52lb.
All purpose medium weight tool for a wide range of applications. Vibration dampened handles without reduction of blow energy
- **BHB30** Hydraulic Breaker 70lb.
High performance heavy duty tools, suitable for tough sites. Can be used with 5 gal. or 8 gal powerpack by changing restrictor which is supplied.

Hydraulic Power Pack Model	Ref	Power (Hp)	Pressure (lb/in ²)	Flow (Gal/Min)	Dimensions W x L x H (in)	Weight (lbs)
Midi 20-140 Honda GX270	HPP02	9	2030	5	22 x 23 x 29	132
Midi 20-140X Honda GX390	HPP04	13	2030	5	22 x 23 x 29	158
Midi 30-140 Honda GX390	HPP08	13	2030	8	22 x 23 x 29	158
Extra Hose - 22ft Long	2262					

BHB Breaker Model / Ref	Max Pressure (lb/in ²)	Flow (gal/min)	Blows/Min	Energy (Joules - lb/ft)	Steel Size (in)	Weight (lbs)
BHB23USAS	2320	5	1600	65 - 48	1 1/4 x 6	52
BHB30USAS*	2320	5	1150	110 - 82	1 1/4 x 6	70
BHB30USAS*	2320	8	1850	110 - 82	1 1/4 x 6	70

* Same model can be adapted for 5 or 8 gal.



Universal Combination Blade (PUX) - A special fast cutting. Universal design for all concrete (including green concrete), Asphalt (including asphalt over concrete), Masonry materials (such as cinder block & brick) Including Drop segments for undercut protection.

Gold Hard (GH) - For hard non-abrasive products. Very hard concrete, class A engineering bricks, 65-100 Newton clay paviors, hard flint aggregate concretes. Reinforced concrete lintels, kerbs and hard paving slabs. Hard clay roof tiles, hard slate.

Gold General Masonry (GGP) - For extensive use on a wide range of products including most medium aggregate concretes. General masonry products, stock paving bricks, most roofing tiles and hard sandstones.

Gold Asphalt (GA) - For use on Asphalt, some asphalt over concrete, medium to soft sandstone, abrasive blocks, breeze blocks, green concretes, and other highly abrasive applications.



Universal Combination Blade	Model
JRC12/PUX30020	12" x .110 x 1" - 20mm
JRC14/PUX35025	14" x .118 x 1" - 20mm
JRC18/PUX45025	18" x .137 x 1"



Gold for Hard Materials	Model
JGH12/GH30020	12" x .110 x 1" - 20mm
JGH14/GH35025	14" x .118 x 1" - 20mm
JGH18/GH45025	18" x .137 x 1"
Gold for General Masonry	Model
JGGP14/GGP35025	14" x .118 x 1" - 20mm
JGGP18/GGP45025	18" x .137 x 1"
Gold for Asphalt	Model
JGA12/GA30020	12" x .110 x 1" - 20mm
JGA14/GA35025	14" x .118 x 1" - 20mm
JGA18/GA45025	18" x .137 x 1"

CUTTING